



**International Trade Administration
Industry and Analysis
National Travel and Tourism Office**

**FAST FACTS:
UNITED STATES TRAVEL AND
TOURISM INDUSTRY
—2017—**

Industry

- 2.8% of GDP
- 7.8 million jobs
 - 5.5 million direct; 2.3 million indirect
 - 1.2 million total jobs supported by tourism exports
- \$1.62 trillion in total travel & tourism output
 - \$940.9 billion direct; \$681.8 billion indirect

International Trade

- \$251.4 billion international spending in U.S. (Exports)
- \$77.4 billion surplus
- Travel and tourism receipts: 32% of U.S. services exports
- Travel and tourism receipts: 11% of *all* U.S. exports

Market Share

- 5.8% share of world travelers
- The United States leads the world in global tourism receipts (exports), commanding a 15.8% share of world traveler spending*

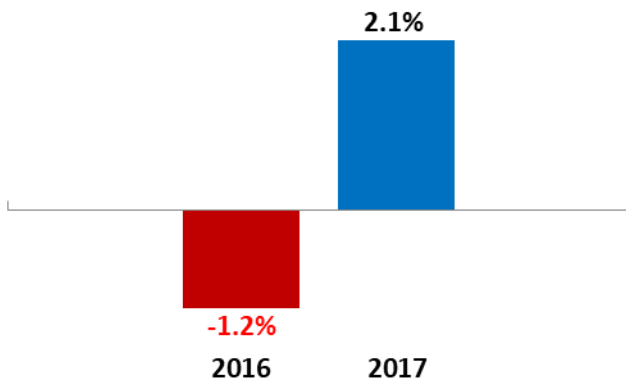
*UNWTO global spending figures exclude passenger fares thereby omitting more than \$40.6 billion (16%) from our country's total.

Source: United Nations World Tourism Organization (June 2018)

2017 U.S. Travel Exports *(for all purposes including education)*

Total:	\$251.4 billion				
1	China	\$35.3 billion	6	India	\$14.7 billion
2	Mexico	\$20.9 billion	7	Brazil	\$11.3 billion
3	Canada	\$20.7 billion	8	S. Korea	\$10.1 billion
4	Japan	\$16.7 billion	9	Australia	\$8.5 billion
5	U.K.	\$15.6 billion	10	Germany	\$8.2 billion

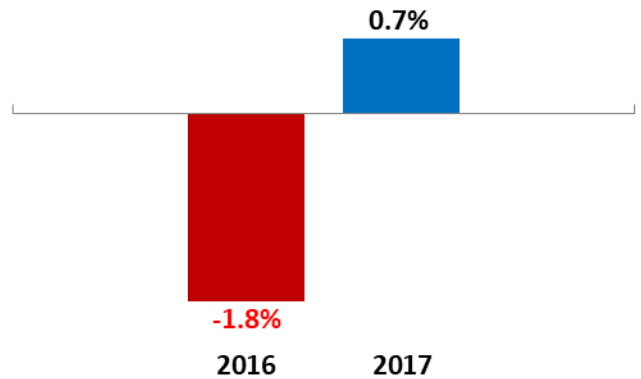
International Visitor Spending in the U.S.
(compared to previous year)



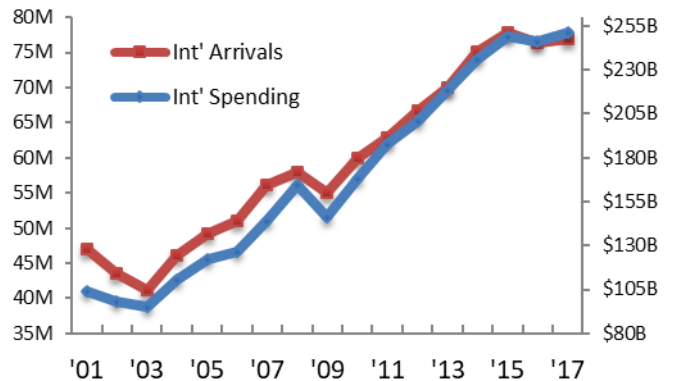
International Visitors to the U.S. (2017)

Total:	76.9 million				
1	Canada	20.2 million	6	S. Korea	2.3 million
2	Mexico	17.8 million	7	Germany	2.1 million
3	U.K.	4.5 million	8	Brazil	1.9 million
4	Japan	3.6 million	9	France	1.7 million
5	China	3.2 million	10	Australia	1.3 million

International Visitor Arrivals to the U.S.
(compared to previous year)



International Visitation and Spending in the United States: 2001-2017



Sources: U.S. Department of Commerce, International Trade Administration, Industry & Analysis, National Travel and Tourism Office; Bureau of Economic Analysis; Statistics Canada; Instituto Nacional de Estadística y Geografía (INEGI); U.N. World Tourism Organization.

September 2018

